




Department of Education and
Early Childhood Development

2010 Annual Report to the School Community

Berendale School
School Number: 4928



Berendale School

Berendale School is a government Secondary School for students with a Mild Intellectual Disability. Berendale has 34.8 EFT 2 Principal class, 23 Teachers and 14 Education Support staff

Programs at Berendale encourage participation through connections with the community and the belief that all students can contribute to society through productive engagement in work, supportive employment and voluntary work .

Berendale have developed many beneficial partnerships within the local community and this has produced positive relationships and outcomes for all involved. Berendale's sequential whole school curriculum improves and enhances student's readiness to work.

V.E.L.S. is the basis of Curriculum in Years 7 -10 and is enhanced by a concentration on V.E.T. and V.C.A.L. at Years 11 - 12.

As well as a regular curriculum, skills taught include social competencies, independence and developing work and life skills.

Student Learning	Student Engagement and Wellbeing	Student Pathways and Transitions
<p>All students at Berendale have Individual Learning Plans prepared by staff in consultation with parents. Student Support Groups are conducted regularly.</p> <p>Students in Years 7- 10 follow V.E.L.S. curriculum which is supplemented by a heavy concentration on Social Literacy, Resilience and Independence Programs. From the teacher assessment of student progress reports over 80% of students showed excellent progress</p> <p>Year 9 students are involved in an Inquiry Learning Program. The year 10 cohort also participate in V.E.T. areas.</p> <p>Year 7-9 students are assessed twice yearly in core areas and results indicate an improvement in basic Numeracy and Literacy Skills.</p> <p>All Year 10- 12 students will experience a choice of 6 V.E.T. subjects , which may lead to a specialisation in Year 12. Project based V.C.A.L. is offered to Year 11 & 12 students.</p> <p>All students in Years 10 - 12 have completed units from approved V.E.T. courses. 95% of students have completed units of work in V.C.A.L. Last year we had an increase of 40% to 52% of students obtaining V.C.A.L. (Foundation).</p> <p>4 students did intermediate VCAL</p>	<p>The rich and stimulating curriculum has been supported by a strong focus on Student Engagement and Wellbeing. Throughout the current Strategic Plan there has been an emphasis on building student resilience and social skills.</p> <p>Our suspension levels are lower, due to our focus on proactive behaviour programs. Our attendance rates have remained constant under 10%</p> <p>A school based program 'Thumbs Up' has been devised as a reward system for Sub School 1. There is also emphasis on Program Achieve.</p> <p>Personal Development and Sex Education are a vital part of the Sub School 2 Curriculum.</p> <p>A full time Welfare Officer supports students and liaises with parents.</p> <p>Our Student Engagement and Wellbeing team has worked extensively in student behaviour, social literacy , student resilience and on building productive relationships and links with the community. Professional Development has skilled staff in student management and has raised staff resilience.</p>	<p>Throughout the current Strategic Plan, Transition documents and policies have been revised. The emphasis of increasing support for parents in understanding Post School Placement has assisted them to make better informed decisions on realistic options for their children.</p> <p>Transition into the school continues to be successful and there is a well defined process between feeder schools and Berendale.</p> <p>A feature of our new Policy is the transition between Sub Schools and the process of sharing student documentation between them.</p> <p>All students in Year 12 are placed in a suitable Post School Options. The destination of students changes each year</p> <p>Exit destinations for 2011 are</p> <p>26% of students will be participating in further study at T.A.F.E.</p> <p>37% of students will be entering supported employment.</p> <p>26% will attend Day Programs.</p> <p>5% have gained a Traineeship.</p>

For more detailed information regarding our school please visit our website at


www.berendale.vic.gov.au


or view our 2010 Annual Report online at <http://www.vrqa.vic.gov.au/SReg/>

Berendale School

School Profile

- Average level of parent satisfaction with the school, as derived from the annual *Parent Opinion* survey. The score is reported on a scale of 1 to 7, where 7 is the highest possible score.


- Average level of staff satisfaction with the school, as derived from the annual *Staff Opinion* survey. The score is reported on a scale of 1 to 5, where 5 is the highest possible score.


- Overall socio-economic profile

Data not available

Based on the school's Student Family Occupation index which takes into account parents' occupations.
- 120 students (32 female, 88 male) were enrolled at this school in 2010.
- All Victorian government school teachers meet the registration requirements of the Victorian Institute of Teaching (www.vit.vic.edu.au).

For more information regarding this school, please visit www.vrqa.vic.gov.au/sreg

Financial Performance and Position

Berendale School

Financial Performance – Operating Statement Summary for the year ending 31st December, 2010

Revenue	2010 Actual
Departmental Grants	\$429,513
Commonwealth Government Grants	\$1,121
State Government Grants	\$19,151
Other	\$39,284
Locally Raised Funds	\$128,022
Total Operating Revenue	\$617,091
Expenditure	
Salaries and Allowances	\$132,364
Bank Charges	\$235
Consumables	\$61,119
Books and Publications	\$295
Communication Costs	\$11,761
Furniture and Equipment	\$65,607
Utilities	\$28,073
Property Services	\$91,810
Travel and Subsistence	\$14,551
Motor Vehicle Expenses	\$10,949
Administration	\$16,266
Health and Personal Development	\$533
Professional Development	\$21,355
Trading and Fundraising	\$6,892
Support/Service	\$35,980
Miscellaneous	\$59,752
Total Operating Expenditure	\$557,542

Net Operating Surplus/-Deficit	\$59,549
Capital Expenditure	-\$334,790

Please note that the above amounts do not include any credit revenue or expenditure allocated or spent by the school through its Student Resource Package

Financial Position as at 31st December, 2010

Funds Available	2010 Actual
High Yield Investment Account	\$51,861
Official Account	\$13,781
Other Bank Accounts(listed individually)	\$
Commonwealth Bank Term Deposit	\$44,502
Bendigo Bank Term Deposit	\$42,720
(insert)	\$
(insert)	\$
(insert)	\$
(insert)	\$
Total Funds Available	\$152,864

Financial Commitments	2010 Actual
School Operating Reserve	\$27,256
Assets or Equipment Replacement <12 months	\$13,200
Capital – Building/Grounds including SMS < 12 months	\$
Maintenance – Building/Grounds including SMS < 12 months	\$
Beneficiary/Memorial Accounts	\$
Co-operative Bank Account	\$
Revenue Received in Advance	\$
School based programs	\$24,673
Region/Network/Cluster Funds	\$
Provision Accounts	\$
Repayable to DEECD	\$
Other Recurrent Expenditure (Accounts Payable)	\$
Assets or Equipment Replacement > 12 months	\$
Capital – Building/Grounds including SMS > 12 months	\$
Maintenance - Building/Grounds including SMS > 12 months	\$
Total Financial Commitments	\$65,129

Financial performance and position commentary

All funds were expended in a productive way to enhance student outcomes in the priority areas of the school. All financial procedures have been carried out in accordance with DEECD policy and with the approval of School Council.